

Vari-Focal Lens
WV-LZ62/2



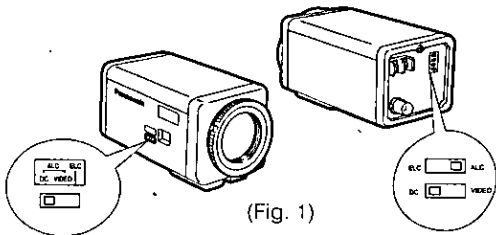
Panasonic®

Before attempting to connect or operate this product,
please read these instructions completely.

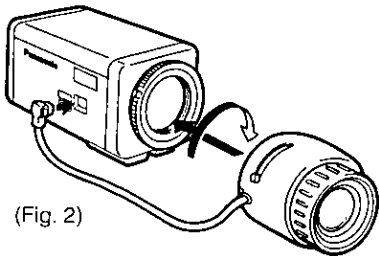
Operating Instructions

INSTALLATION

1. Set the ALC selector on the camera to DC position.



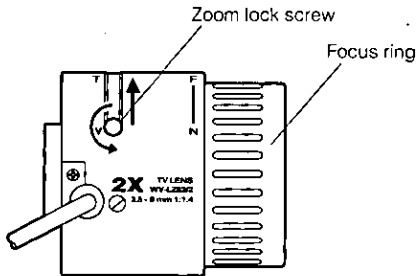
2. Mount the lens by turning it clockwise on the lens mount of the camera.



3. Connect the lens cable to the Auto Iris Lens Connector on the side of the camera.

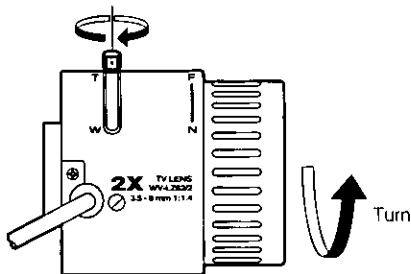
ADJUSTMENT

1. Loosen the Zoom Lock Screw by turning it counterclockwise, and then set this screw to the "T" position.



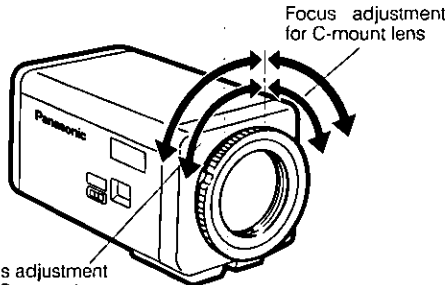
(Fig. 3)

2. Turn the Focus Ring toward the "F" until it stops.



(Fig. 4)

3. Shoot an object more than 10 meters (30 feet) away to adjust the flange-back of the camera.
4. Loosen screws on the flange-back adjusting ring of the camera, then turn this ring to bring the object into focus.



Focus adjustment for CS-mount lens

(Fig. 5)

- Caution:** Do not turn this ring too much counterclockwise as this could damage the inner glass and CCD image sensor.
5. Tighten the screws on the flange-back adjusting ring.
 6. Set the Zoom Lock Screw to a point between "T" and "W" to choose the desired angular field of view.
 7. Tighten the Zoom Lock Screw by turning it clockwise.
 8. Bring the desired object into focus by turning the Focus Ring.

SPECIFICATIONS

Image Size:	Ø6 mm [4.8 (H) X 3.6 (V) mm]
Focal Length:	3.5 – 8 mm
Maximum Aperture Ratio:	1 : 1.4 (Wide), 1 : 2.0 (Tele)
Angular Field of View	
H:	35.1° – 75.3°
V:	26.4° – 57.0°
Focusing Range:	0.3 m – ∞ (0.92 ft - ∞)
Mount:	CS-mount, 1"-32UN
Ambient Operating Temperature:	-30°C – +60°C
Dimensions:	56 (W) x 52 (H) x 64 (D) mm 2-3/16" (W) x 2-1/16" (H) x 2-1/2" (D)
Weight:	110 g (0.24 lbs.)

Dimensions and weight indicated are approximate.
Specifications are subject to change without notice.

Panasonic

Broadcast & Television Systems Company

Division of Matsushita Electric Corporation of America
IMAGING SYSTEMS DIVISION

Executive Office: One Panasonic Way 3E-7, Secaucus, New Jersey 07094

Regional Offices:

Northeast: 43 Hartz Way, Secaucus, NJ 07094 (201) 348-7303

Southeast: 1225 Northbrook Parkway, Suite 1-160, Suwanee, GA, 30174 (770) 338-6835

Midwest: 1707 North Randall Road, Elgin, IL 60123 (847) 468-5200

Southwest: 4500 Amon Carter Blvd., Fort Worth, TX 76155 (817) 385-1117

Western: 6550 Katella Ave. 17A-5, Cypress, CA 90630 (714) 373-7265

MATSUSHITA ELECTRIC OF CANADA LIMITED

5770 Ambler Drive, Mississauga, Ontario, L4W 2T3 Canada (905)624-5010

PANASONIC SALES COMPANY

DIVISION OF MATSUSHITA ELECTRIC OF PUERTO RICO, INC.

San Gabriel Industrial Park, 65th Infantry Ave. KM. 9.5 Carolina, Puerto Rico 00630 (809)750-4300

N1296-0

YWW8QA4523AN

Printed in Japan

Ⓝ 19